

Kindergarten A / E

Tareas de la semana
24 al 28 de mayo, 2021

Sra. Pérez

Lección de la semana:

Abecedario / Pronombres Personales

lunes	<ul style="list-style-type: none">- <u>Abecedario:</u> Trazar el abecedario (mayúsculas)
martes	<ul style="list-style-type: none">- <u>Abecedario:</u> Practica el abecedario (minúsculas). Recorta las letras y pégalas en el lugar correcto.
miércoles	<ul style="list-style-type: none">- <u>Pronombres Personales:</u>- Recorta las fotografías y pégalas de acuerdo al pronombre personal: El / Ella
jueves	<ul style="list-style-type: none">- <u>Pronombres Personales:</u>- Colorea las fotografías y circula el pronombre personal de acuerdo a la lectura.
viernes	<ul style="list-style-type: none">- <u>Construcción de palabras:</u>- Construye las palabras y escríbelas.

Entrega de la tarea: Viernes 28 de mayo, 2021

Correo electrónico de la profesora: pperez@evergreenli.org

Kindergarten A / E
Weekly assignments
May 24th to 28th, 2021
Mrs. Perez
WEEKLY LESSONS
Alphabet / Pronouns He / She

MONDAY	<ul style="list-style-type: none">- <u>Alphabet:</u>- Trace the alphabet (uppercase)
TUESDAY	<ul style="list-style-type: none">- <u>Alphabet:</u>- Practice the alphabet (lowercase). Cut and paste the words.
WEDNESDAY	<ul style="list-style-type: none">- <u>Pronouns:</u>- Cut and pictures according to the pronouns.
THURSDAY	<ul style="list-style-type: none">- <u>Pronouns:</u>- Color the pictures and circle the pronouns according to the sentences.
	<ul style="list-style-type: none">- <u>Words construction:</u>- Cut and organize the word, and then write it.

Assignment due: Friday May 28th, 2021

Teacher's email: pperez@evergreenli.org

Lunes / Monday

Traza el abecedario

A

B

C

D

E

F

G

H

I

J

K

L

M

N

O

P

Q

R

S

T

U

V



























W









X

Y

Z

Recorta y pega las letras que faltan para completar el abecedario.



Miércoles / Wednesday

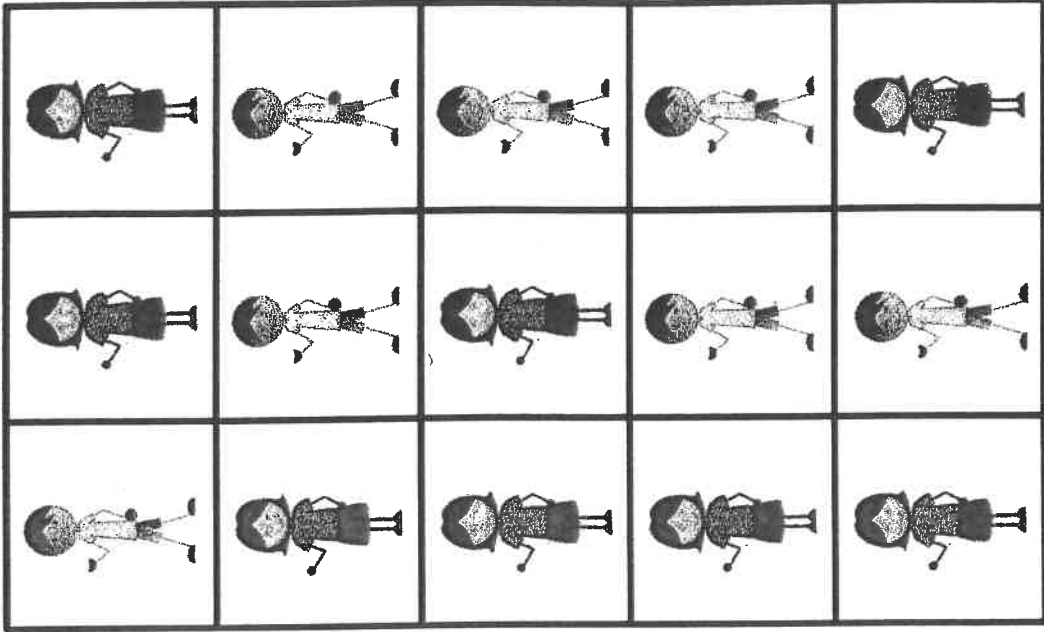
Pronombres Personales

Él

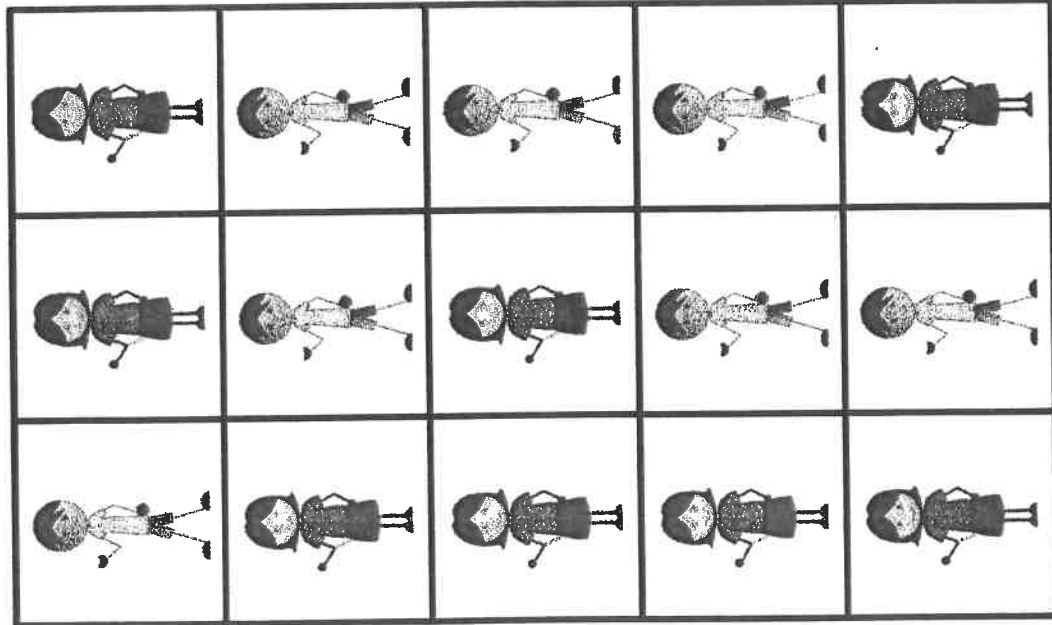
Ella

--	--

- * Recorta las fotografías, pégalas donde correspondan
- * Cut the pictures and paste according with Pronouns.




CUT THESE OUT



@ SpeechisBeautiful.com

PRONOUN LESSON: PRINTABLE COMPANION

¿Él o Ella?



Nombre: _____


SpeechisBeautiful.com

Haz un círculo:



"Él tiene una paleta."

Haz un círculo:




"Ella está caminando."

2

SpeechisBeautiful.com

Haz un círculo:




"Ella tiene chancas."

4

SpeechisBeautiful.com

Haz un círculo:




"Él tiene una gorra."

5

SpeechisBeautiful.com

Haz un círculo:




"Él tiene un escritorio."

6


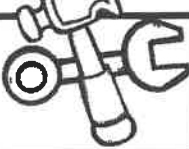



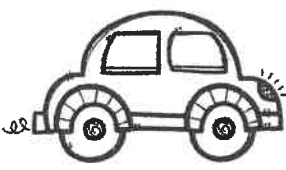


SpeechisBeautiful.com

Construcción de palabras

Nombre _____



Instrucciones: observa los dibujos. Construye las palabras y escribelas.

Observa 	Construye 	Escribe 
	<input type="text"/> <input type="text"/>	
	<input type="text"/> <input type="text"/>	
	<input type="text"/> <input type="text"/>	
	<input type="text"/> <input type="text"/>	
	<input type="text"/> <input type="text"/>	

lu	be	ga	rro	pa
so	ca	bé	o	to

